

QUICK CASH: MAKE HUNDREDS FAST!

QUICK CASH



*Make Hundreds Selling
Used Stuff on Facebook*



This book was kindly sponsored by:



**Freebies
For Everyone!**

Grab
Yours
Today!

A Charitable Non-Profit Organisation

FreebieSave.org

The image features a woman with blonde hair and a surprised expression, holding several colorful shopping bags (pink, orange, red) in front of her. The text is overlaid on the image in various colors and fonts.

This book was kindly sponsored by:



Teach English Online or Travel the World and Teach!
Internationally Accredited TEFL & TEFL Degree Courses

Degree
Courses
\$995.00

tecca
International

ACCREDITED
TECID: TTU87584273
tecca.org

<http://thetefluniversity.com>

The image shows a group of diverse young adults in a classroom setting, all giving thumbs up. The text and logos are overlaid on the image. The background is a bright, modern classroom with large windows.

IMPORTANT LEGAL INFORMATION:

All rights reserved. No part of this book may be reproduced in any form or by any electronic or mechanical means, including information storage and retrieval systems, without permission in writing, except for brief excerpts in reviews or analysis. This report provides information that you read and use at your own risk. The author/owner does not take any responsibility for any misfortune that may happen to you, either directly or indirectly, from reading and applying the information contained and/or referenced in this report.

All references to third parties, including but not limited to Facebook, Google, Fiverr, Perfect Audience, Clickbank, YouTube, etc are incidental and do not violate, infringe upon or misuse their copyrights in any way, and all names and copyrights remain the property of themselves as independent third parties.

Nothing in this report is or may be construed to imply license to violate the terms and agreements of a third party. Nothing in this report is or may be construed to be legal or professional advice, or to imply a partnership or working agreement between you and the author/owner. If legal advice or other professional assistance is required, the services of a competent professional should be sought. You the reader are advised to consult with an appropriately qualified professional before making any business decision. The author/owner does not accept any responsibility for any liabilities resulting from the business decisions made by purchasers or readers of this report. Any perceived slights of specific people or organizations are unintentional.

You are responsible to safeguard this report, and to use it in a lawful manner. Nothing herein may be construed as license to use in any way violating any local, state, federal, country, or international law. You are responsible to use and manage your own affairs, and cannot rely upon the accuracy of the information herein. You must do your own research and seek your own independent advice before taking any actions. There is no cause of action whatsoever that you may bring against the author/owner, and any attempt will result in all related costs being paid by you.

Actual results, if any, may vary with the use of this report. No express or implied guarantee of income is made when purchasing this report. This report is for informational purpose only.

INTRODUCTION:

I'm going to cut out any fluff and just get right to the point. In the next few minutes, you'll learn exactly how I made \$1,065.00 in two days, on July 7th -8th, 2016. And how you can copy these exact steps for yourself. In fact I've made a lot more than that, but just wanted to be realistic with you. So I decided to take some pictures and use the actual descriptions and show you the cash I made from just this Thursday and Friday.

And this is a lot more dependable than the typical IM techniques out there. It's cash money fast. And doesn't take that time that blogging and affiliate marketing does. This is easier, faster, and more profitable in the short run. Is it a long-term solution? Maybe not. But it will net you quick cash in a crunch. I promise you. It works.

HERE'S WHAT YOU DO:

Sell other people's stuff online for 100% profit!

All it takes is a few hours posting a picture and description, and arranging pickup. That's it.

CONFESSSION:

I am an introvert. I hate to sell stuff. But here's what I've learned. People love to buy stuff. People love a good deal.

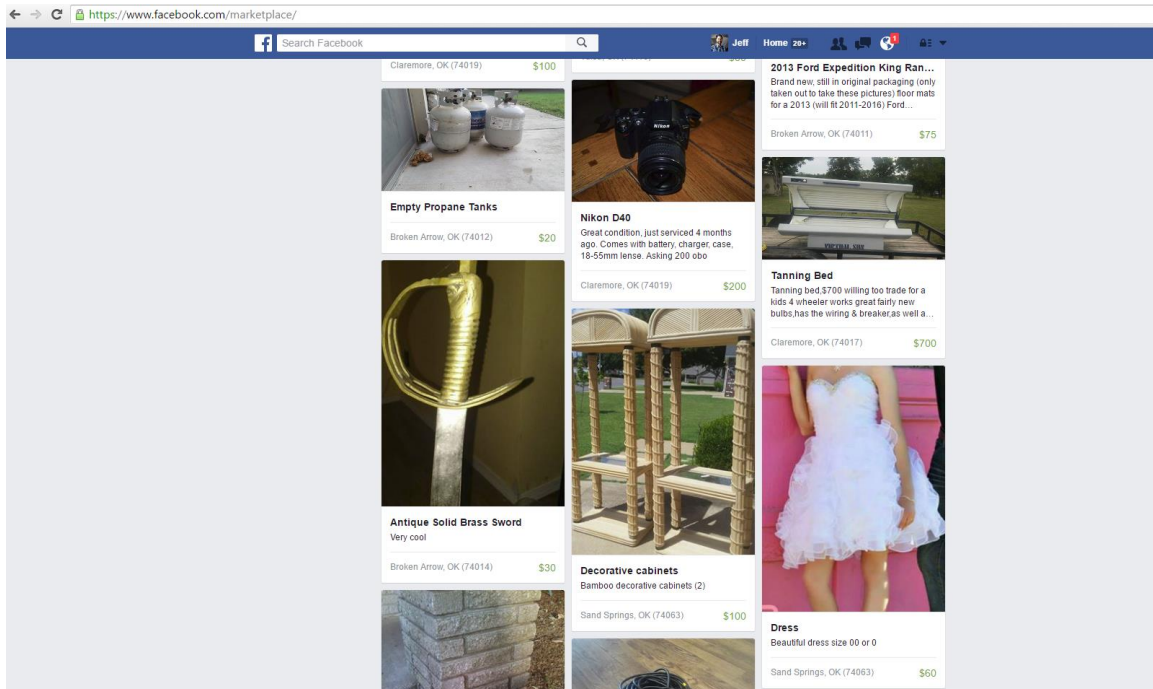
The key to making some quick easy money using this method is to understand that you don't have to 'hard sell' people. Just post it, and if they want it they but it. Easy. In fact, you are essentially helping to bring buyers and sellers together. You are doing a service to both buyers and

sellers. And if you do this right, most of the time you will not even have to leave your home, or talk on the phone to anyone. Got that? You make 100% of the profits by selling other people's stuff. (Yes, you can sell your own stuff too; but I show you how to do it starting from nothing, with no cost to you.) I have learned a simple method to make some extra cash right from my computer in my house. It's streamlined. It's predictable. It works. The key to making this work is not just what you are doing, but precisely how you are doing it. I've streamlined it. And with some discussion and real-life examples you will understand this too. So let's explain how.

Here it is: I sell stuff on Facebook. I know that's not sexy, but it's real. And if you'll just keep reading you'll see how stupidly easy it is. How a few hundred bucks in one day is very realistic. And how you can do it too.

Selling used stuff, even other people's used stuff on Facebook can make you quick easy cash! And it can be big money too!

Facebook now has a marketplace section. Login to Facebook and go to [Facebook.com/marketplace](https://www.facebook.com/marketplace). It should look something like this:



And show you posts of people's stuff for sale that is near you. These posts are by people who have posted items for sale in various facebook groups and selected the box to make the post 'public.' This way Facebook can help promote your stuff to other local people who are not in the group. But I will show you how to post items for sale in the groups, so they should automatically show up in the marketplace too.

Now, before we go any further....

**If You Live in UK, Europe, Australia, South Africa, Singapore,
etc:**

USE GUMTREE

GUMTREE WORKS IN MANY COUNTRIES, SO JUST GOOGLE IT.

At the time of the acquisition, Gumtree already was available in multiple cities in a number of countries including the **United Kingdom, Poland, France, Canada, Australia** (Gumtree **Australia**), **New Zealand, South Africa** and Hong Kong. Gumtree has the #1 classifieds site in the **UK, Australia, South Africa, and Singapore**.

[Gumtree - Wikipedia, the free encyclopedia](#)

<https://en.wikipedia.org/wiki/Gumtree> Wikipedia ▾

About this result • Feedback

<http://www.gumtree.co.za/>

<http://www.gumtree.com.au/s-denmark+europe/ko>

The concept is basically the same. But first, you'll want to learn my method and adapt it for your own. And you will learn exactly how to do it without needing to waste time driving around. I'm gonna show you how I get people to drop off stuff to me usually for free, so I can sell it; and then get buyers to come pick it up and pay me cash.

So, what I'm going to do so you are the examples of my posts in Facebook, and my techniques are primarily for Facebook, but it doesn't matter if you want to use Gumtree because the process is the same.

Some recent stuff I sold in just the last couple of days:

Air Purifier



Baby Changing Table



Refrigerator



Porch Swing



Portable Air Conditioner



Wall Art



Coat Rack



Credenza



Side Table



The cash from just the last two days:



A friend took this at work on her old phone. Not my best pic, but hey it's real :)

These are actual pictures of items I posted on just facebook, and me holding the cash from just these sales. Now yes, I've sold a lot more, but these examples should be enough for you to clearly understand this method and why it works so well.

There are a few tips which I think made the process so much easier. And I'll explain.

If you've ever tried to have a garage sale, put stuff on ebay, or post on facebook groups, then you know that it's not always a slam dunk. Sometimes there are delays, people ask you to hold it for them and never commit, people don't show up at the buy location, shipping hassles, etc. You can waste a lot of time. I know, I've done all that. So I learned a few simple but key points to make sales in less time with less work.

Really important: It's perfectly legal and ethical to sell other people's stuff on facebook for 100% of the profits. And pretty much anyone can do this.

BASIC STEPS:

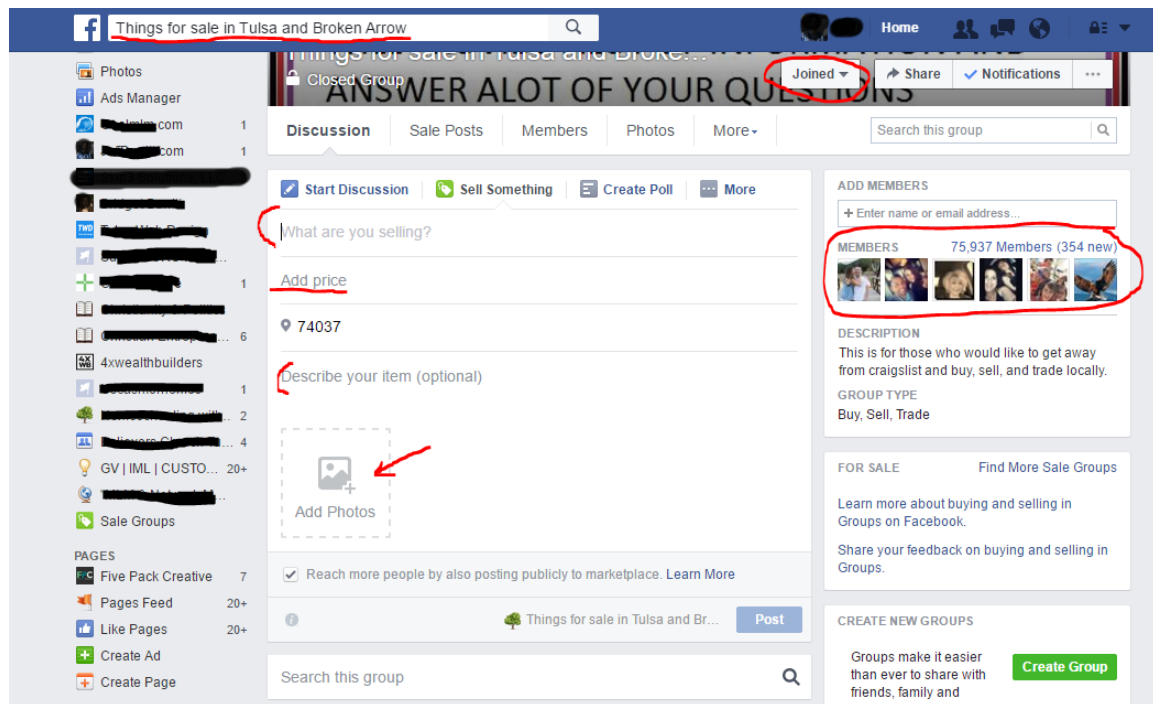
First, take decent pictures of the items. If it's a clothes dresser or refrigerator, do two pics with one having the doors open so people can see it looks clean inside. And make sure the pictures show the whole item and with decent lighting. Pictures help sell. So make it look nice. Clean it up. Dust it off. Make sure there's no messy crap in the background.

If it's electronic, then take a pic of the model number so people can google it online. They will make sure your pricing is legit. They usually don't mind paying a little higher as long as it's still in the 'used' price range.

Posting multiple pictures of the item, and especially showing them it's clean and working, has the correct manufacturer info displayed, etc helps reassure buyers that you're not hiding anything. People don't like getting ripped off, so when you have a nice picture, properly displaying the item, they will trust you. And feel more confident to buy.

Take the time to write out a description of the item. Most people do not do this when they sell stuff. I'm convinced that if you write out a description it's like salescopy on a salespage, it helps sell the items. People like to see that you took the time to accurately describe it. It makes them feel like your trustworthy and they're getting a better quality item. Trust me, this makes a difference. You'll sell an item faster, with less stupid comments or negative comments on the post.

Here's how easy it is:



This group in my city has over 75,000 members! That's a lot of people who will potentially see your posts. Yes, this is one of the bigger ones, even still there are at least a dozen other groups I've joined. So if you live anywhere near a decent size area, you'll be in front of plenty of buyers. Also, be sure to leave the box checked "Reach more people by also posting publicly to marketplace."


You search for a group. This case "Things for sale"
Click Join button. It may be instant, or just wait for admin approval.
Click 'Sell Something' and put in item description.
Add your price.

Be sure to change the zip code to make sure it's in the group area.
Add photos of item.
Click post. That's it.

Your post will look like this:

Air Purifier
\$99
Jenks, OK (74037)

Bought new off QVC for \$299
Honeywell UV dust/allergen/smoke purifier
Cleans 99.97% of air particles
Reduces odors, freshens air
If you suffer from allergies, you will want this.
Reusable HEPA filter so you don't have to keep buying replacements.
Plus, it has UV light to kill air-born germs.
Works great, even in large rooms.
Quiet enough so you can run at night too.
U pick up ~~at~~ near 421st & 4th pm.




[Mark as Sold](#)

Like Comment

1

MEMBERS 76,926 Members (461 new)



DESCRIPTION
This is for those who would like to get away from craigslist and buy, sell, and trade locally.

GROUP TYPE
Buy, Sell, Trade

FOR SALE Find More Sale Groups


Learn more about buying and selling in Groups on Facebook.

Share your feedback on buying and selling in Groups.

CREATE NEW GROUPS

Groups make it easier than ever to share with friends, family and teammates. [Create Group](#)

RECENT GROUP PHOTOS See All



Here's a few examples of my actual items posted yesterday:



\$249

Side Table

Solid Oak Mission Style

Works for end table, small buffet table, or even a TV stand

Bought new at Mathis Bros for \$399

Very sturdy and a great addition to any room

18in W x 45in L x 29in H

U pick up in Town near 4th & Elm.

Notice how just a few details make a difference. Always post your price. Some people post \$1234567 or whatever because they want people to make an offer. Don't. Just name your price, and it's ok to be a bit higher, and if someone is interested they will make you an offer. I always try to tell people where I bought it, or where I think it was purchased. A local store sounds better. And I always say the retail price. So that they know they're getting it used but still about half of the retail price. I'm convinced this makes me \$100 more on average for an item like this. There's no way I could get this price on Ebay or a garage sale. But there's something about posting it this way on Facebook groups which gets a higher sale price. And I always post a price ending in 9. Nobody has ever show up with ones. They always just hand the bigger bills and don't care about the buck. But you and I know that it just looks better in their mind when they see \$249 vs. \$250. And if I'm really hoping to get \$200 for an item, I always price it \$50 higher. In the case of a car or refrigerator or something like that. I'll post a few hundred higher. It's better to post high at first. If after a day or two, you can 'bump' your post with a new lower price. And tell people you need to sell fast so just lowered price by \$50, \$100, whatever. This works. But many times, people will just pay your full asking price. The reason is that they know someone else might offer full price too and they want it first. So they just go ahead and pay full price without any haggle because

they don't want to loose out. And if your item doesn't sell, I learned to only bump it once. After that, I delete the post, take a new picture and repost it again. This way it looks slightly different, and you don't look desperate. And this time you might sell it full price. And you didn't have to discount it. All you did was repost. Believe me this works. It will keep you from losing money by dropping the price too much.

If someone makes me a lower offer in comments, I never post a response in comments unless it's real low and I just say no. But if I want to accept or counter their offer, I'll pm or message them privately. And I'll comment on the post "just sent you message." Then they know to check the fb messages. This way other potential customers don't see the haggling in the post. And when I message the person, I usually say "Another lady offered me more if it doesn't sell, but she's can't pick up until tomorrow. But I might take \$X now." Then if she responds I'll say. "Well, could you pick up today?" And she might say, "Yeah if you take \$X I can be by in 3-4 hours." Boom. Right there it's sold and she's picking it up, and I only had to take \$20-\$50 off. And I didn't have to leave my house. I put in the description that they pick up and name the nearest street corner. Then once I have a buyer in private message, then I say "I'm watching kids" or whatever, so if you don't mind pick up at my address." And I give them my address and tell them to message me when they're on the way. And they almost never mind. This saves me so much time and hassle. It's awesome.

And sometimes, I'll tell people that I forgot and my wife has a friend who wants it but if they came by with cash (full price) now, they can pick it up. Whatever. Urgency works.

So let's recap a bit: All you're doing is posting a nicer description, naming a slightly higher but realistic price, giving people a sense of urgency (kinda like an auction where they might loose out to a higher bidder), and make them come pick it up.

As I write this wso, I've got 6 other items I posted today, and I'm getting notifications. I've got a lady swinging by here in just over an hour, and I'm not leaving my house. It's brilliant.

Another example:



\$99

Air Purifier

Bought new off QVC for \$299

Honeywell UV dust/allergen/smoke purifier

Cleans 99.97% of air particles

Reduces odors, freshens air

If you suffer from allergies, you will want this.

Reusable HEPA filter so you don't have to keep buying replacements.

Plus, it has UV light to kill air-borne germs.


Works great, even in large rooms.

Quiet enough so you can run at night too.

U pick up in Town near 4th & Elm.

Air Purifier
 \$99
 Jenks, OK (74037)

Bought new off QVC for \$299
 Honeywell UV dust/allergen/smoke purifier
 Cleans 99.97% of air particles
 Reduces odors, freshens air
 If you suffer from allergies, you will want this.
 Reusable HEPA filter so you don't have to keep buying replacements.
 Plus, it has UV light to kill air-born germs.
 Works great, even in large rooms.
 Quiet enough so you can run at night too.
 U pick up ~~at~~ near 421st & 12m.



[Mark as Sold](#)

Like Comment

1

MEMBERS 76,926 Members (461 new)

DESCRIPTION
 This is for those who would like to get away from craigslist and buy, sell, and trade locally.

GROUP TYPE
 Buy, Sell, Trade

FOR SALE Find More Sale Groups


Learn more about buying and selling in Groups on Facebook.

Share your feedback on buying and selling in Groups.

CREATE NEW GROUPS

Groups make it easier than ever to share with friends, family and teammates. [Create Group](#)

RECENT GROUP PHOTOS See All



Another example:



\$60

Wall Art

Decorative Metal Frame

Beautiful Oil Canvas Fresco

Aprox 40"H x 46"W

Bought new at HomeStore for \$139

Perfect touch for any wall.

U pick up in Town near 4th & Elm.

SO, HERE'S WHAT YOU DO:

Look around the house for stuff. Take nice pictures. Get item info off google. Write up a nice sounding description for the post. Research your price, and try a little higher at first. Join several local "Buy Sell" groups on Facebook. Collect the cash.

When you look for groups, just type in facebook search "Buy Sell CityName" and hit enter. Sometimes you might choose to search by groups. Also, try "Things for Sale CityName" "Stuff for Sale Barter CityName" etc. If you live near a decent size town, you'll see lots of groups. Join them all. And facebook will suggest groups to you too. I join as many as I can and post the same item/picture/description in multiple groups. So this way you get more exposure. This helps to sell stuff faster. Again, often the same day.

Here's a few more examples for searching groups:

"CITYNAME BUY, SELL OR TRADE" (facebook is caps sensitive so try that too)

"East CityName Buy Sell" (use directions or local area names)

"SuburbName Buy Sell"

"Things for sale in a man's world"

"Things for sale for real men"

"Just between friends buy sell"

"Her treasures buy sell"

"Things 4 sale CityName"

"CityName Online Garage Sale"

"Barter Trade Giveaway CityName"

I generally keep a spreadsheet with all the group names, items posted in each group. I also have the pictures and item description all typed out. This way I can just copy paste the item into one group after another to speed things up. Some groups post immediately, other groups wait for admin approval. Don't worry about it. Just read the group rules first, just to make sure you're compliant in case they have any specific requirement. For example, some groups will say item must be plugged in if it's electronic. So be sure to take a picture with it on and working. Sometimes the group requires you to say if you require pickup or not. Or some groups want you to only post if you live in that part of town. But I just post anyway

and change the pickup location. Then when somebody wants to buy, I tell them I'm stuck watching kids, etc. And they will almost always come pick up. But once or twice I met someone half way at a parking lot. No big deal. I still made money.

Now, most people have stuff they can sell right away. But what if you don't have a lot of valuable stuff. First, you probably do if you look hard enough. If you haven't used it in a while, you're not gonna miss it. Sell it. Make some cash. Move on. But if you don't, here's a way to get some valuable stuff for FREE, that you can sell.

FB GROUP / FUNDRAISER COMBO:

Think about having a garage sale. Then come up with a fundraising reason to have the garage sale. Do you have kids? That's always an easy one then. Tell people that you're raising funds to pay for the kids camp, school, sports team, whatever. Or, do you or a family member have a medical condition? Then tell people your fundraising for whatever med fund, or paying for procedure, treatment, surgery, therapy, whatever. Or, do you need to pay for a class tuition? Etc, etc. Just look at some GoFundMe campaigns and come up with an honest reason to have a garage sale.

Now, post on facebook and email some friends. Tell them you're having a garage sale to raise money for your project/reason. Please don't lie. Be honest. A little creativity and you can come up with a legit enough reason. Now, ask people to donate to your garage sale. Tell them you'll come by and pick up. Many people hate to have garage sales. They hate to clean out their garage and closets. They will be glad to donate to your cause. They feel like you're doing them a favor. Sometimes people will even drop off stuff to you. You can let people know at work, at church, in the neighborhood, community leagues, your local bar, whatever. It doesn't even have to be people you know. If you live in a neighborhood, join the neighborhood association facebook group and post your fundraiser there. Let people know you can swing by on Sat morning or whatever. Or let people know where you live and tell them to drop off at your place on their way out. Believe me, this works.

I've had people drop off hundreds of dollars worth of stuff I sold for cash a day or two later. Now, yes, sometimes I do have a garage sale. I'm honest. Some stuff, especially small items sell better that way anyway. But bigger, nicer, more valuable items, I put all those on the facebook groups and make a lot more money for. People won't pay as much at a garage sale. So don't put the nice stuff outside. Sell it on facebook. Then you can always tell friends, facebook friends etc that you raised whatever amount, but are still a little short and will do another sale. Many times other people will give you stuff because they just forgot the first time. So you can have multiple fundraisers. And get a lot more stuff to sell on the facebook groups.

A FEW SCENARIOS:

Now let's discuss a few examples of how this works. And make clear your mindset to make this work. Again, I'm an introvert. So I don't like to go door-to-door selling stuff. Thankfully here, with this method, I don't have to. And neither do you.

First, think about human nature. Most people, probably at least 50-70% of people collect things. They buy stuff they think they need or want, and a little while later they hardly use it. Electronics, clothes, art, furniture, memorabilia, lawn care, kitchen gadgets, etc. Often people have buyers remorse, but they feel attached to the items now. They often feel guilty or have angst about just throwing it away or even dropping it off at Goodwill or another collection service.

So if you offer to people to give it to you, especially for a good cause, like a fundraising project, they are glad to help you and get rid of their extra stuff at the same time. Did you get that? This is key. Most people have stuff they no longer want, but are reluctant to part with it, unless they get something out of it. And what they 'get' out of it here is helping you. So this is how you are providing them a service and doing them a favor. You are a good reason for them to get rid of stuff they no longer want, and inside they feel happy to give it to you.

If you own or rent a house: This is probably the easiest scenario. Because you can have donors drop stuff off and have buyers come pick it up without ever have to leave your house.

What if you live in an apartment or condo? Especially if you are a single lady living by yourself and are not comfortable with strangers coming to your door, which is completely understandable, there is a way around this. Do you have a neighbor a few doors down? Ask your neighbor if you can come over and have the buyer meet you there. Then when they show up, you are with another person, and the buyer doesn't know where you live. Or, what if you have a friend at work, or a relative that doesn't mind helping you store the items at their house? Then you can have people drop off stuff to their address and the buyers pick it up there too. You can even offer to cut your friend or relative in on a share of the profits if needed; but most likely you don't even need to do that.

What if you work at a job where your boss doesn't mind if you store some items at work? You can have people drop off stuff at your work, during business hours, and have buyers pick it up from your work during business hours too. See how this works? With a little creativity it's not hard to find a dropoff point / meetup location.

The point here is you are just bring buyers and sellers together and it doesn't even have to be your house.

A few examples of stuff I've sold & how it works:

I let a few neighbors in my neighborhood know that we were raising money for our child's school tuition. And our goal was \$3,000. So I don't them I was having a garage sale or two to raise money, and was wondering if they had any items they wished to donate. Some people said they'd think about it, and some people said sure they had stuff to donate. Just like that. Some will donate and some won't. And some will think about it later and donate later. That's ok.

So, one older lady down the street lived by herself. She sometimes bought stuff off QVC infomercials. And she had stuff, like the air purifier, that was

practically brand new, still in the box. She opened it, but never even used it. Why, I don't know, but that's not the point. What's important for you, is that she had this \$300 air purifier just sitting in a box in her closet and didn't need it but didn't want to just throw it away, because she would feel guilty about being wasteful. So now, she's happy to help you out and get rid of some clutter in her house. So, I walked a few doors down, picked up the air purifier, plus a few other gadgets too, and then posted it on facebook. I put in the post, in the case of the air purifier, that it was bought brand new off QVC for \$300. Now I didn't buy it, but it doesn't matter. People on facebook just want to know that it was bought off QVC for that price and was almost brand new. So that helps potential buyers feel like they are getting a great deal, and are willing to pay more for it than what they'd offer at a garage sale. Understand?

So you don't want to sell an item like this air purifier at a garage sale because people always want dirt cheap at garage sales. But they will pay more on facebook, especially if you have nice pictures and a nice description. And they will stop by and pick it up from you. All you do is use the facebook messaging system to give them a time a place for them to pick up. If you work, or don't want people stopping by late, then just tell them you will there today or tomorrow from 5-7pm or whatever. Then, if they really want it, they'll make arrangements to come by at that time. And I also ask them to message me first when they're on their way.

Another example: I let friends know on facebook that we raising money for the kid's tuition and are where a couple garage sales. So one couple said they have some children's furniture, toys and clothes that their kids had outgrown, and her husband would drop by with a truck to unload everything. Easy for me right. I sold the dresser and some of the toys, and a few of the clothes too, all on facebook. Easy money.

One lady said she had stuff in her garage that I could come by and pick up. So, in my Toyota Corolla, I stopped by her place after work on the way home, and literally loaded up the car with stuff in her garage. She was happy to help clean out her garage, and happy I was there to haul it away for a good cause. She was glad to get rid of it and glad to help us. So I sold her stuff for a few hundred bucks. One example was a jogging stroller of

hers. She hardly used it. I googled it, and found it selling retail for about \$249. So I posted it on facebook for \$149, and got \$125 for it. Easy money.

NOT EVERY ITEM IS BEST FOR FACEBOOK:

Most bigger or valuable items sell well on facebook. You want to try it on facebook first to maximize your profits. I even sold an old pickup truck on facebook! A friend said he'd help me, and I was shocked to find out he was just going to give me his old truck. So I paid him \$10 or something to sign over the car title at a local bank, then posted his truck on facebook and made \$2,300 cash less than a week later. Boom!

Now, that was a really big item. And not everyone gives you a TV or truck. So what if it's just a bag or box of clothes and small items that are not worth much individually? You can try selling them as a 'lot' on facebook. Put several related items together and sell them that way. I've done this many times. I sold a few collection of books. I put a fiction collection together and sold a whole box of books for \$45. I did this with old school textbooks too. I also did a 'self help' collection which had some self-development books, DVDs, and 'how to' books together. I've done this same idea with music CDs and movie DVDs too. People are more likely to pay for the whole lot and pick it up. This way you can avoid a garage sale and trying to sell each one for \$1 each.

CRAIGSLIST & EBAY:

I'm not a huge fan of ebay. Not sure why. I guess it's just the extra step of mailing something across the country. But there are cases when something just doesn't sell on facebook, even after reposting it a few times. So I did ebay with a few items. One was a wireless home network a friend gave me. It was work about \$150-200. So I sold that on ebay. In the U.S. you can pay for a preprinted label online at the U.S.PS. website, and the post office will come by and pick it up. So, research the item price on ebay, offer free shipping, have the post office pick it up, and you leave it on your doorstep. Then you just get paid via paypal or whatever. Not a big deal. You can just transfer the funds to your bank, or leave it in paypal to buy stuff. Still pretty easy.

Craigslist works similar to facebook. But I find that people like to haggle a bit more there. Not sure why. It may be because more men use craigslist, but whatever. I just found that some items, like a pack of baseball cards and starwars memorabilia sold off craigslist. I think sometime collectors search craigslist nationwide. So that's just something to keep in mind.

GARAGE SALE VARIATIONS:

Yes, I do prefer facebook because it maximizes the profits. But at times, you get a lot of small stuff that's not worth a lot, and can't really be combined into a 'collection' or 'lot' for facebook. So then a garage sale may be necessary. But this can be just one morning for you. And you can still make a few hundred bucks here too. The key is to wait until you have enough stuff collected to have a lot of things to put outside. This looks better when people walk or driveby. People are more likely to stop by when you have a lot of stuff. So what I like to do is price everything to sell, and after a few hours, I have signs ready that I put out saying 'everything \$1each' or something like that. Sometimes I'll tape a paper sign to a table 'this table \$3 each' or whatever. People like that. They buy more. So I consider Garage sales to be a way to get rid of stuff that didn't sell or wouldn't sell on facebook/ebay/craigslist. And you can even let your friends know that on that date your doing your garage sale, and if they want to stop by and drop off stuff they can. I've had some of the same friends drive by with an extra bag or trunk load on the day before or even that same morning with more stuff.

SCALING UP:

I just use this method as needed. But, let me tell you about my friend Donna. I am facebook friends with this lady in my city. I see her posting stuff all the time. Most weekends she is buying/selling like crazy. This is basically her ongoing cash business which supports her and her two kids. She is a single Mom, but is able to provide for herself quite well. I've seen her house and her car, a brand new full-size truck actually. Anyway, she pays for everything cash. How does she do it? She has just learned how to scale up the methods I have just shown you. I have spoken with her many

times, and she even helped me learn from her. She does a few things you might consider if you like this method and want to keep doing it long-term and for bigger profits.

1. She obviously does facebook buy/sell item flipping. What works for her, is she has let many people know over the years, that she buys/sells online to support her family. It's no secret. In fact, she tells people that if they ever have any extra stuff her, or her son may come pick it up. Or if you're in town, just to drop it by her friend's location. Donna lives outside of town. But she has a friend who lets everyone drop stuff off at her place. See, how nice this works. So people know they are helping her and her kids. And she gets a regular supply of nice stuff to sell for free. And it's a significant enough quantity to literally live off with no debt! Pretty amazing huh.

ETSY:

2. Donna does Etsy. A lot of people do Etsy. I do not. It's not my style. But Donna does it in a clever way. Let me explain. Donna doesn't make any of her own stuff. She knows some older ladies who love to quilt and sell their quilts, and other knitted handmade stuff at local outdoor markets ('flea markets', craft fairs, sidewalk sales, community centers, etc.) What she does is offer to help sell these ladies stuff for them online, and split the profits with them. Most of these ladies are older, don't go online, probably can't even use the computer. So they are happy to let Donna do that www thing and make them all money. And it's not just quilts. Donna sells purses (handbags), jewelry, scarves and accessories, household decorations, etc. There are lots of folks out there, that probably know they could sell their handmade stuff online, but they don't want to take the time to learn how to do it. They think it's too hard or whatever. They just don't want to learn the computer thing. So you could be their new best friend. You're doing them a favor. It could be a great 'all cash' business arrangement, and they'll love you for it.

3. Donna does Thrift Stores. Kinda the same idea as her Etsy ladies. She has approached from thrift store owners and offered to sell stuff for them online. Same thing. The shop owners are 'old school' and happy to let

Donna do the online thing for them. Again, more profits to split. Everybody's happy.

Again, if you want to scale this up, find other people who are the items/supplies like thrift stores. Or people who make stuff themselves. These techniques are a little more work and require more time to build the relationships. And honestly, me being more introverted, I don't take the time to do this. But I could. So could you. Because it works. I wanted to share Donna's story with you because she's simply just acting as the middleman. She's built up her own network of suppliers feeding her items to sell. Many are 100% profits because people just donate to her. The rest are profit splits with her small army of craftmakers and thriftstores.

Here's an analogy. Most internet marketers think only in terms of online traffic, and building up a network of traffic sources to their sales offers. Donna has just done this offline. She gets her supply offline, then sells online. It's a mix of old school networking with today's social media technology. Nothing wrong with that. And the money, especially for her is not insignificant. It's a great lifestyle. It's not dependent on techie stuff or google, and it will probably never go away. There will always be used items, physical product aftermarkets, and second sell methods. With a little thinking and creativity, you can build your own supply network too. And turn it into a regular income stream.

CONCLUSION:

I hope your mind is working on ideas now. Because this works! I haven't kept track, but over the last couple years with this streamlined method, I've probably made an extra 10k. Did you get that?! This can be some quick emergency cash for you if you're in a crunch, but it can also be a fairly steady extra income too! With a little creativity, you can post stuff regularly on facebook. It's cash money. It can work in as little as a day, or a couple days. You can make a quick couple hundred, even a few thousand in a short time. It's hard to find a way making this money this fast with blogging or seo or affiliate marketing. Believe me, I've tried. But posting stuff on facebook is a proven money maker everytime! Really it's not hard work for some easy quick cash.

Now, don't think about it. Just do it. Go look around for stuff right now. Take a picture of it, and post it. The sooner you do, the sooner you can make some money! So take action, post on facebook and make some cash!

Finally, and at the risk of sounding a bit cheesy, this is not hard. It's simple. It's real money. So don't talk yourself out of it. Just do it. It works!